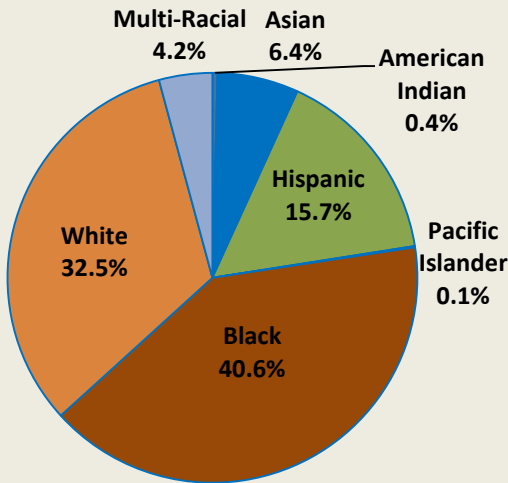


Guilford County Schools FACT SHEET

Produced by Legal Aid of North Carolina, Advocates for Children's Services (August 2019)
School Year, 2017-2018

School District Demographics

Total Student Population: 71,722



In Guilford County Schools (GCS)...

2.2X



Black students were **2.2x less likely** than their White peers to be sufficiently prepared to score "College and Career Ready" on End of Grade (EOG) and End of Course (EOC) exams



5X

Black students were **5x more likely** than their White peers to be given a short-term suspension



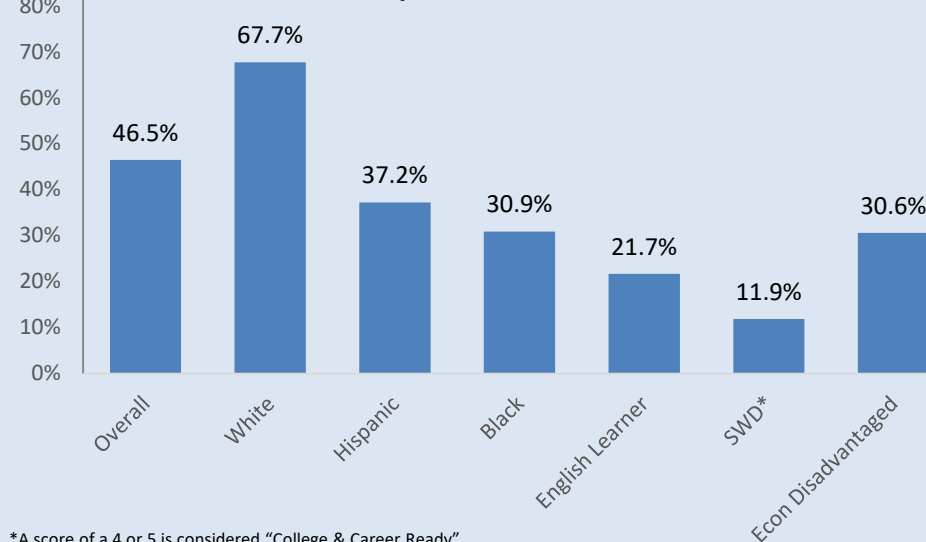
33%

Thirty-three percent of all juvenile delinquency court referrals for Guilford County came from GCS



ACADEMIC ACHIEVEMENT

% Students Scoring "College & Career Ready" on EOCs & EOGs *



*A score of a 4 or 5 is considered "College & Career Ready"

Opportunity Gaps in GCS

- Black students were **2.2x less likely** and Hispanic students **1.8x less likely** than their White peers to demonstrate College & Career readiness
- Students with disabilities* (SWD) were almost **4x less likely** than the overall student body to demonstrate College & Career readiness
- English Learner students were **2.1x less likely** and economically disadvantaged students **1.5x less likely** than the overall student body to demonstrate College and Career readiness

District demographics, achievement and discipline data from this fact sheet was obtained from "Reports and Statistics" reports made public on the NC Department of Public Instruction's website (<http://www.ncpublicschools.org/data/reports/>). Data related to court referrals was obtained from the Youth Justice Project's Racial Equity Report Card (<http://youthjusticenc.org/wp-content/uploads/2016/08/2018-RERC-Guilford.pdf>). County demographics was obtained from the CDC's Bridged Race Population Estimate website (<https://wonder.cdc.gov/bridged-race-v2018.html>).

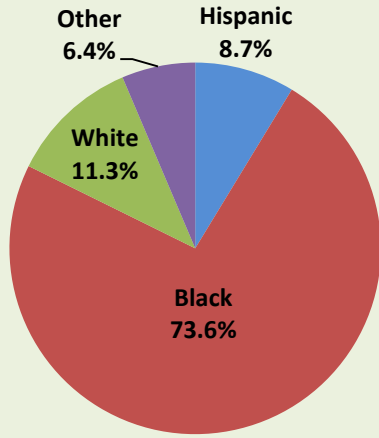
This project was supported by Grant # 2017-CZ-BX-0020 awarded by the Office of Juvenile Justice and Delinquency Prevention, Office of Justice Programs, U.S. Department of Justice. The opinions, findings, and conclusions or recommendations expressed in this publication/program/exhibition are those of the author(s) and do not necessarily reflect those of the Department of Justice.



SCHOOL DISCIPLINE

| AT A GLANCE | |
|--|-------|
| Total Number of Short-Term Suspensions (1-10 days) | 6,932 |
| Number of Long-Term Suspensions (11+ days, typically rest of semester or year) | 2 |

% of Short-Term Suspensions by Race



- Black students were **5x more likely to be given a short-term suspension** than their White peers
- Even though **Black students made up just 41%** of the GCS student body, they were given **74% of the total suspensions**
- **Black girls were 8x more likely to be given a short-term suspension** than White girls



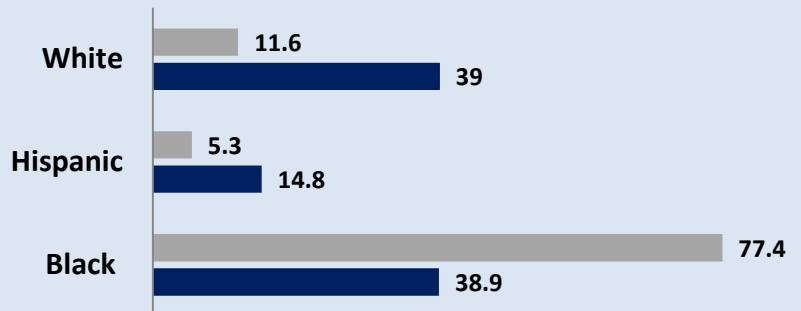
COURT INVOLVEMENT

| AT A GLANCE | |
|---|-------|
| Total Number of Juvenile Complaints | 1,621 |
| Number of Juvenile Detention Admissions | 198 |
| % of total Juvenile Complaints from Durham Public Schools | 33% |

- **Black youth** were **6.7x more likely** than White youth to be given a referral to juvenile delinquency court
- **Black youth** made up **84.3%** of all juvenile detention admissions

% Juvenile Complaints by Race

■ % Complaints ■ % Population 15 & under



Telling only half of the story: No data is publicly available regarding school-based referrals to adult criminal court for students age 16 and older.

SPOTLIGHT: Disciplinary Reassignment

In Guilford County Schools (GCS), students may be disciplinarily reassigned to SCALE School & Pruette SCALE Academy following school-based conduct that would otherwise trigger a long-term suspension recommendation. A student who is disciplinarily reassigned is not counted as long-term suspended.

Although SCALE School & Pruette SCALE Academy are often presented as therapeutic alternatives, student outcomes raise significant concerns:

- Pruette SCALE Academy students were **short-term suspended** at a rate **3.6x the district average**
- Pruette SCALE Academy students were **referred to law enforcement** at a rate **13.8x the district average**
- Academic achievement information from these schools is **not publicly readily available**. As a reference, students attending statewide alternative schools are, on average, 2x more likely to fail English and Math EOGs & EOCs