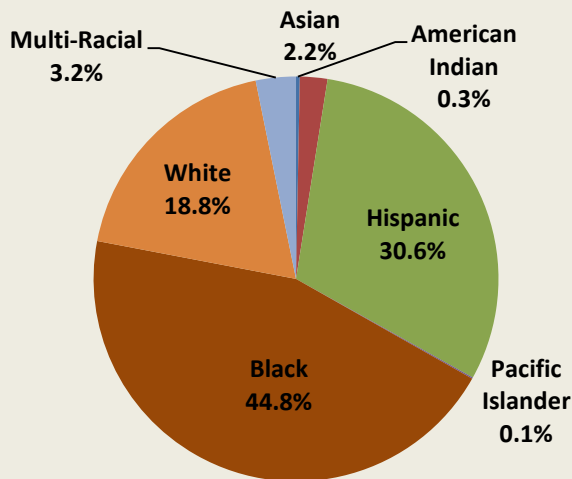


Durham Public Schools FACT SHEET

Produced by Legal Aid of North Carolina, Advocates for Children's Services (August 2019)
School Year, 2017-2018

School District Demographics

Total Student Population: 33,072



In Durham Public Schools (DPS)...

2.5X



Black students were 2.5x less likely than their White peers to be sufficiently prepared to score "College and Career Ready" on End of Grade (EOG) and End of Course (EOC) exams

7X



Black students were 7x more likely than their White peers to be given a short-term suspension

16%

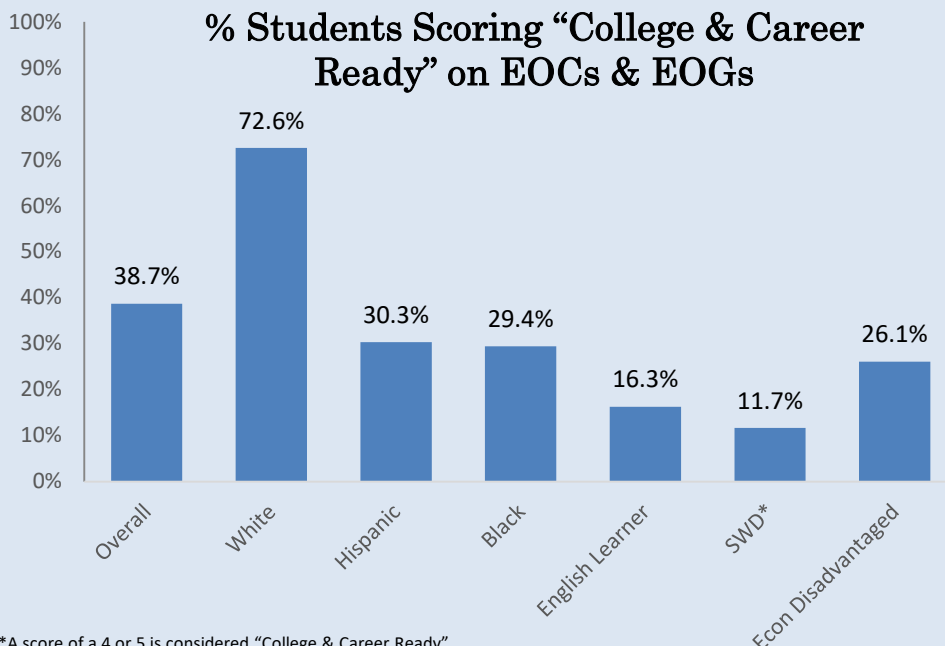


Sixteen percent of all juvenile delinquency court referrals for Durham County came from DPS schools



ACADEMIC ACHIEVEMENT

% Students Scoring "College & Career Ready" on EOCs & EOGs



*A score of a 4 or 5 is considered "College & Career Ready"

Opportunity Gaps in DPS

- Black students and Hispanic students were over **2x less likely** than their White peers to demonstrate College & Career readiness
- Students with disabilities* (SWD) were **over 3x less likely** than the overall student body to demonstrate College & Career readiness
- English Learner students were **2.4x less likely** and economically disadvantaged students **1.5x less likely** than the overall student body to demonstrate College and Career readiness

District demographics, achievement and discipline data from this fact sheet was obtained from "Reports and Statistics" reports made public on the NC Department of Public Instruction's website (<http://www.ncpublicschools.org/data/reports/>). Data related to court referrals was obtained from the Youth Justice Project's Racial Equity Report Card (<http://youthjusticenc.org/wp-content/uploads/2016/08/2018-RERC-Durham.pdf>). County demographics was obtained from the CDC's Bridged Race Population Estimate website (<https://wonder.cdc.gov/bridged-race-v2018.html>).

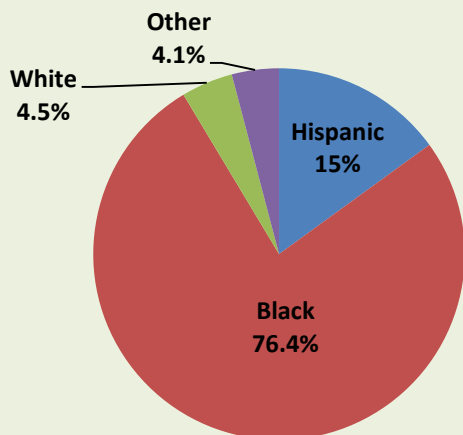
This project was supported by Grant # 2017-CZ-BX-0020 awarded by the Office of Juvenile Justice and Delinquency Prevention, Office of Justice Programs, U.S. Department of Justice. The opinions, findings, and conclusions or recommendations expressed in this publication/program/exhibition are those of the author(s) and do not necessarily reflect those of the Department of Justice.



SCHOOL DISCIPLINE

AT A GLANCE	
Number of Short-Term Suspensions (1-10 days)	5,996
Number of Long-Term Suspensions (11+ days, typically rest of semester or year)	64

% of Short-Term Suspensions by Race



- Black students were **7x more likely to be given a short-term suspension** and Hispanic students were **2x more likely** to be given a short-term suspension than their White peers
- Even though **Black students made up just 45%** of the DPS student body, they were given **76% of the total suspensions**
- **Black girls** were almost **9x more likely** to be given a **short-term suspension** than White girls

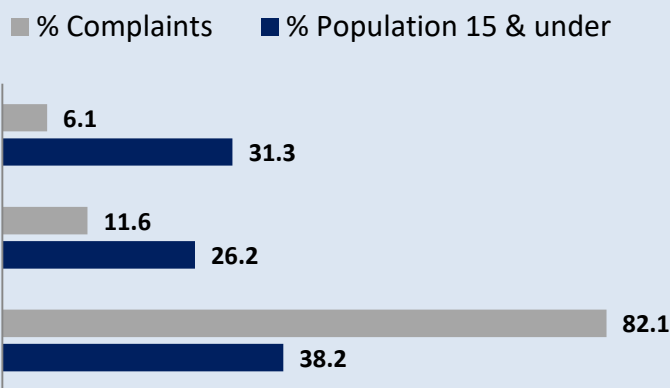


COURT INVOLVEMENT

AT A GLANCE	
Total Number of Juvenile Complaints	507
Number of Juvenile Detention Admissions	90
% of total Juvenile Complaints from Durham Public Schools	16%

- **Black youth** in Durham were **11x more likely** than White youth to be given a referral to juvenile delinquency court
- **Hispanic youth** were **2.3x more likely** than White youth to be given a referral to a juvenile delinquency court
- **Black youth** made up **91.2%** of all **juvenile detention admissions**

% Juvenile Complaints by Race



Telling only half of the story: No data is publicly available regarding school-based referrals to adult criminal court for students age 16 and older.

SPOTLIGHT: Disciplinary Reassignment

In Durham Public Schools (DPS), students may be disciplinarily reassigned to Lakeview following school-based conduct that would otherwise trigger a long-term suspension recommendation. A student who is disciplinarily reassigned is not counted as long-term suspended. Students may also be unilaterally placed at Lakeview when they are reentering DPS from an out-of-home placement like a group home, youth development center, or other residential setting.

Although Lakeview is often presented as a therapeutic alternative, student outcomes raise significant concerns:

- **96.2% of Lakeview students** failed to demonstrate grade level proficiency on English and Math EOGs & EOCs
- Lakeview students were **short-term suspended** at a rate that was **9x the district average**
- Lakeview students were **referred to law enforcement** at a rate that was **9x the district average**