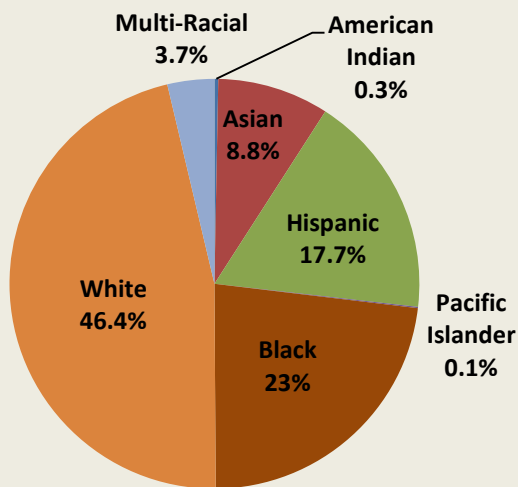


# Wake County Public School System FACT SHEET

Produced by Legal Aid of North Carolina, Advocates for Children's Services (August 2019)  
School Year, 2017-2018

## School District Demographics

Total Student Population: 160,095



## In Wake County Public School System (WCPSS)...



**2.3X**

Black students were **2.3x less likely** than their White peers to be sufficiently prepared to score "College and Career Ready" on End of Grade (EOG) and End of Course (EOC) exams



**6.5X**

Black students were **6.5x more likely** to be given a suspension than their White peers



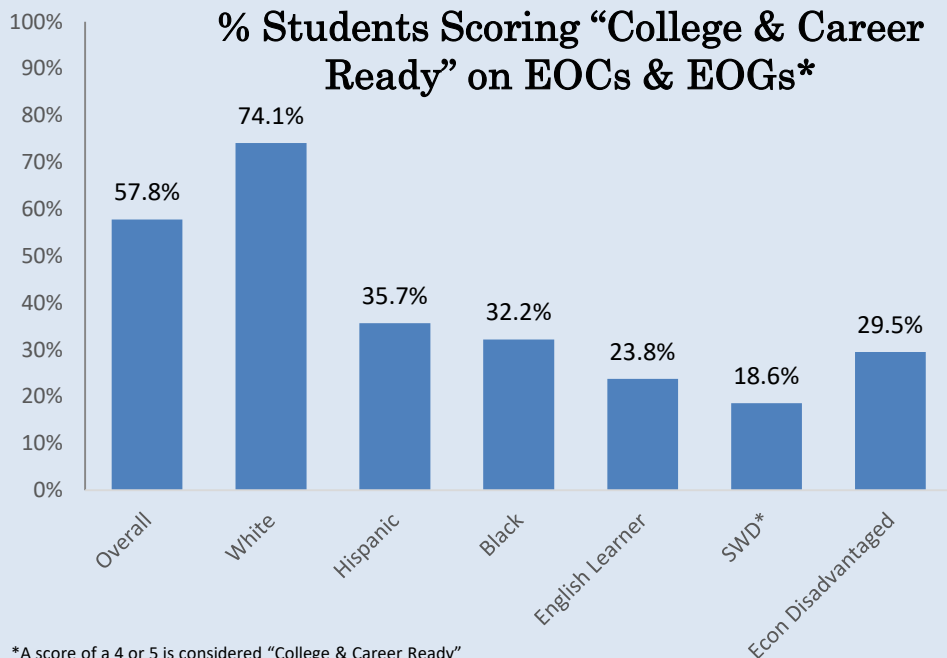
**6X**

Black students were **6x more likely** than their White peers to be referred to court or a diversion program from a School Resource Officer (SRO)



## ACADEMIC ACHIEVEMENT

### % Students Scoring "College & Career Ready" on EOCs & EOGs\*



\*A score of a 4 or 5 is considered "College & Career Ready"

### Opportunity Gaps in WCPSS

- Black students and Hispanic students were over **2x less likely** than their White peers to demonstrate College & Career readiness
- Students with disabilities\*(SWD) were over **3x less likely** than the overall student body to demonstrate College & Career readiness
- English Learner students were **2.4x less likely** and economically disadvantaged students **2x less likely** than the overall student body to demonstrate College & Career readiness

Demographics, achievement and discipline data from this fact sheet was obtained from "Reports and Statistics" reports made public on the NC Department of Public Instruction's website (<http://www.ncpublicschools.org/data/reports/>). Data related to SRO referrals was obtained from Wake County public records requests on file with authors.

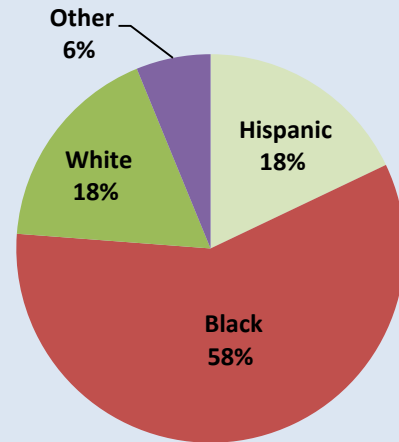
This project was supported by Grant # 2017-CZ-BX-0020 awarded by the Office of Juvenile Justice and Delinquency Prevention, Office of Justice Programs, U.S. Department of Justice. The opinions, findings, and conclusions or recommendations expressed in this publication/program/exhibition are those of the author(s) and do not necessarily reflect those of the Department of Justice.



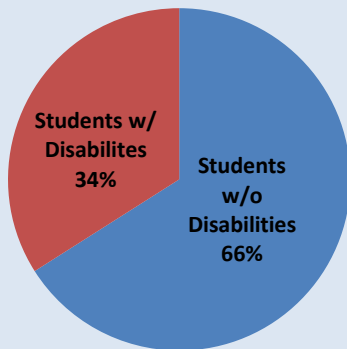
# SCHOOL DISCIPLINE

## % of Suspensions by Race

AT A GLANCE	
Total Number of Suspensions	11,839
Number of students suspended	7,005
Number of students with disabilities suspended	2,382



## Suspensions for Students with Disabilities



- **Black students** were **6.5x** more likely to be given a suspension than their White peers. Even though Black students made up just **23%** of the WCPSS student body, they were given **58%** of total suspensions.
- **Students with disabilities** were **3.5x** more likely to be given a suspension than students without disabilities. Of the total number of students with disabilities who were given a suspension, **59%** were **Black**.



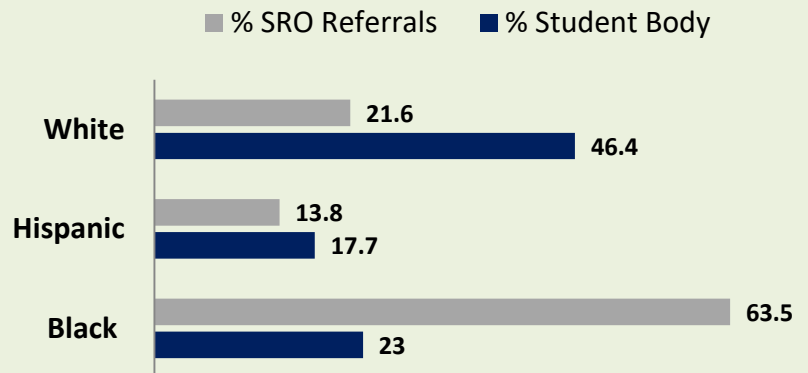
# SCHOOL POLICING

*In WCPSS:*  
There are **73 School Resource Officers (SROs)** that patrol 69 middle and high schools

AT A GLANCE	
Total Number of SRO Referrals to court or a diversion program	513
Percentage of total SRO referrals given to students of color	78%
Number of youth sent to Adult Criminal Court	210

## % SRO Referrals by Race

- **Black students** were **6x** more likely than their White peers to be given an SRO referral, despite being only 23% of the student body population
- **Percentage of SRO referrals to adult court increased** in 2017-18, while percentage of referrals to diversion programs decreased
- Of the **students charged with affray by SROs, 91% were Black**. Of the students charged with disorderly conduct, **77% were Black**.



## SPOTLIGHT: Alternative Schools & Disciplinary Reassignment

In the WCPSS, students may be disciplinarily reassigned to SCORE Academy or Connections Academy following school-based conduct that would otherwise trigger a long-term suspension recommendation. Longview School is another alternative school where students can be transferred by an IEP team due to behavioral issues. A student who is disciplinarily reassigned is not counted as long-term suspended. Although Longview, SCORE Academy & Connections Academy are often presented as therapeutic alternatives, student outcomes raise significant concerns:

- **93.4% of Score & Connections students** did not demonstrate grade level proficiency on English and Math EOGs & EOCs
- Connections students were **given suspensions** at a rate that was **29x the district average** & **referred to law enforcement** at a rate **64x the district average**
- **97.5% of Longview students** did not demonstrate grade level proficiency on English & Math EOGs
- Longview students were **given suspensions** at the rate **30x the district average** & **referred students to law enforcement** at a rate **228x the district average**.